



Sintrol Snifter The Next Generation



www.sintrolproducts.com



Broken Bag Detection

- Prevent Product Loss
- Low Cost
- Relative Trend Measurement

The brand new family of Sintrol Snifter devices brings the same reliability of the original Snifter A1 with new features and benefits to make dust monitoring easier.

The new enclosure with a thicker wall and rounder surface provides maximum durability and reliability of the instrument to withstand heavy industrial conditions.

Once installed, Snifter's automatic setup function will adjust itself to the dust flow conditions of your application and use alarm signals to notify you of bag breakages. Snifter has the necessary sensitivity to meet low levels of dust concentrations in modern fabric filters. Additionally, the quality of the measuring principle and enclosure ensure that the monitor will run continuously with minimal maintenance while withstanding vibration from the process or dust build up on the probe.

The fast response time of the Snifter enables the earliest detection of broken filter systems and helps prevent loss of expensive product to the environment.

Snifter A1+


Equipped with two fixed alarm signals, Snifter A1+ provides the plant operator an alert for small increases in the dust concentration as well as a notification for bigger breakages. With Sintrol's automatic setup function, the monitor can be functioning within 10 minutes of installation.

Snifter A2

Using the DustTool software provided with the monitor, the Snifter A2 has two independent alarm signals for applications that require more flexibility with its outputs. After completing the automatic setup function, the operator can adjust the alert and alarm level signals to meet the needs of the process. Equipped with a USB connection to allow easy access to the DustTool.

Snifter mA+

For those that would like a continuous trend of the filter's performance, the Snifter mA+ provides a 4-20 mA output to identify relative trends. Using the DustTool, the alarm signals can be adjusted to meet the operator's needs to give indications of filter leaks or breakages.

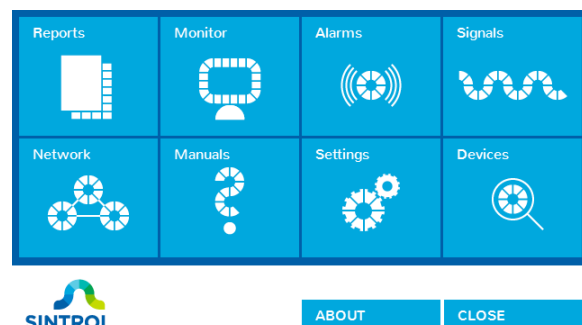


Sintrol Snifter is installed directly after the dust filtration unit to provide the fastest detection for bag breakages or deterioration.

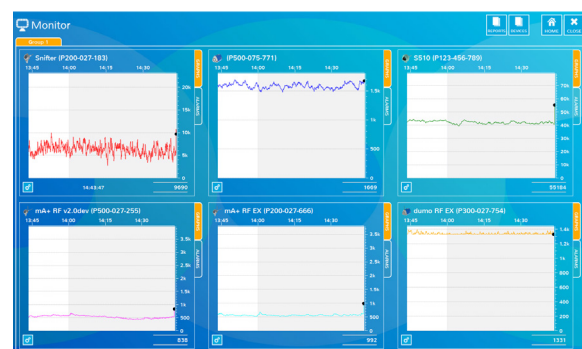
DustLog 8

The new DustLog 8 is a revolutionary data logging system and reporting tool that gives the user greater access to the monitor than ever before. Reports can be generated to see historical trends in the measurement with the ability to generate monthly, daily or hourly averages charted on nice graphs. Additionally, the easy user interface gives the plant full control of the device's parameters so they can be read, sent or configured directly from the control room. After installation almost all access to the monitor can be done remotely using the DustLog 8.

For parameterization and set up, Snifter can be accessed via USB with our DustTool software available free of charge from our website.



DustLog 8 menu



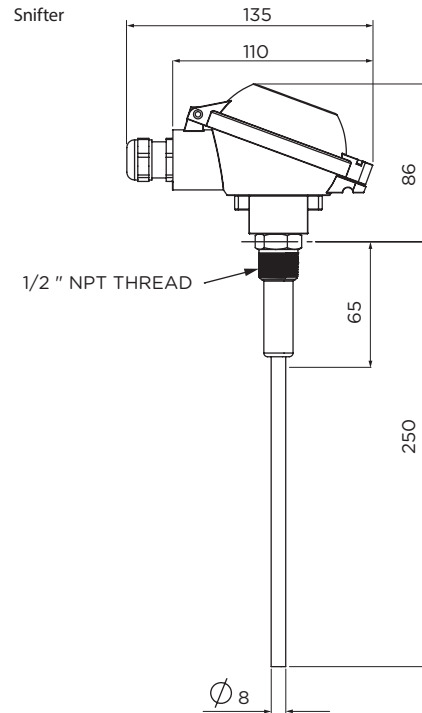
Datalogging chart

Features

	A1+	A2	mA+
2 fixed outputs	•		
2 adjustable outputs		•	•
RS-485 & USB interface		•	•
mA output			•
DustTool		•	•
DustLog 8		x ¹	x
ATEX 22		x	x
Wireless Interface		x	x
cBox	x	x	x

• Standard x Optional

1) For A2 DustLog 8 shows only alarm information.



Snifter Technical Specifications

Measurement Objects	Particulate matter in a gas flow
Measurement Range	From 0 - 10 mg/m ³ ...0 - 7g/m ³
Measurement Principle	Inductive Electrification
IP Rating	IP65
Sensor Length (total/measuring)	250 mm / 185 mm 9.8" / 7.3"
Power Supply	12 - 24 VDC
Power Consumption	3 W
Connection Cable	2 meter cable, 5 - 12 wires depending on model 6.5 ft cable, 5 - 12 wires depending on model
Process Connection	<ul style="list-style-type: none"> • NPT 1/2" male thread • NPT 1/2" female thread welding socket (optional)
Output Signal	<ul style="list-style-type: none"> • Two configurable alarm outputs, (100mA @ 24VDC) • Isolated 4 - 20 mA output **
Communication Interface *	<ul style="list-style-type: none"> • Serial communication RS-485 • USB communication • Wireless communication, (optional)
Communication Protocol *	<ul style="list-style-type: none"> • Modbus RTU, (RS-485) • Sintrol network, (USB, wireless, RS-485)
Alarm Settings	<ul style="list-style-type: none"> • Automatic <ul style="list-style-type: none"> - Alert: 5 x normal dust level - Alarm: 20 x normal dust level • User selectable ranges *
Signal Damping Time	<ul style="list-style-type: none"> • Fixed at factory: 100 s • Adjustable from 0 - 6000 s *
Process Conditions	
Temperature	Max 250 °C Max 482 °F
Pressure	Max 200 kPa Max 29 PSI
Gas Velocity	Min 3 m/s Min 9.8 ft/s
Humidity	Max 95% RH (non-condensing)
Ambient Conditions	
Start Up Temperature	- Starting -20 to +40°C -4 to 104 °F - Running -40 to +60°C -40 to 140 °F
Humidity	Max 95 % RH (non-condensing)
Materials and Weight	
Probe (wetted part)	Stainless steel (AISI 316L)
Process Connection (wetted part)	Stainless steel (AISI 316L)
Enclosure	Aluminum
Probe Insulation (wetted part)	PEEK
Weight	0.7 kg 1.5 lbs

* Snifter A2 and Snifter mA+ ** Snifter mA+



Principle of Operation

Sintrol dust monitors are based on a unique Inductive Electrification technology. The measurement is based on particles interacting with an isolated probe mounted into the duct or stack. When moving particles pass nearby or hit the probe a signal is induced. This signal is then processed through a series of Sintrol's advanced algorithms to filter out the noise and provide the most accurate dust measurement output.

Sintrol

Ruosilantie 15,
FI-00390 Helsinki, FINLAND
Tel. +358 9 561 7360
e-mail: info@sintrolproducts.com
www.sintrolproducts.com